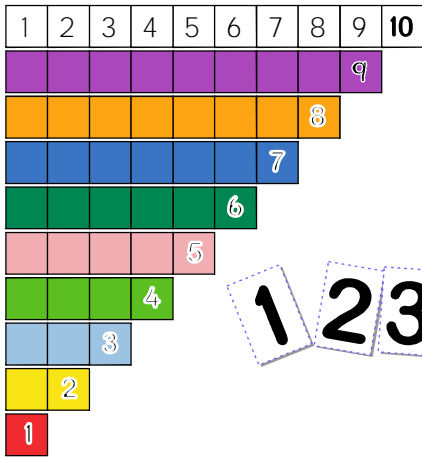
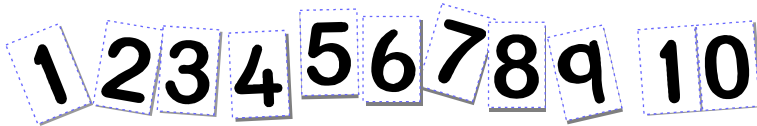


Building the Number Facts up to 10

1

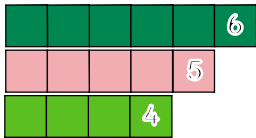


✓ Review the child's familiarity with the pattern of counting numbers getting bigger, getting smaller, forwards and backwards.



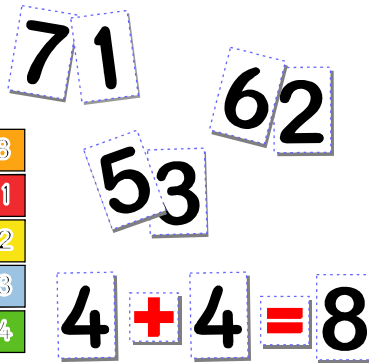
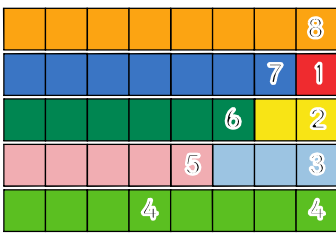
2

More than 5 - Less than 5



✓ Measure piece against piece to discover which numbers are more than 5 and which are less than 5, more than 6 and less than 6 etc. Do for all the numbers up to 10.

" Story of 8 "


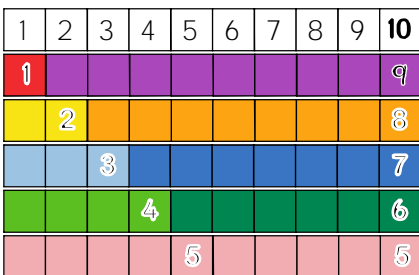


✓ " Story of a number ". Use the pieces to create a graphic of the number bonds which make up the "story" of each number.

Record each activity using the digit cards and "+" and "=" signs.

4

" Story of 10 "

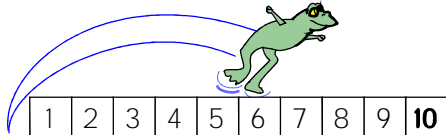


$5 + 5 = 10$

✓ "Story of a number" activities, lay the foundations for knowledge of the Number Facts (Tables). Give special attention to establish and consolidate the bonds in the "story of 10".

5

FROG HOPPING



✓ FROG HOPPING Use the 10-Strip on its own. Start at zero. "Jump forward 6 places", "Jump back 1 place". Where are you now? Use a dice to play a game. One throw jump forwards, next throw jump backwards.